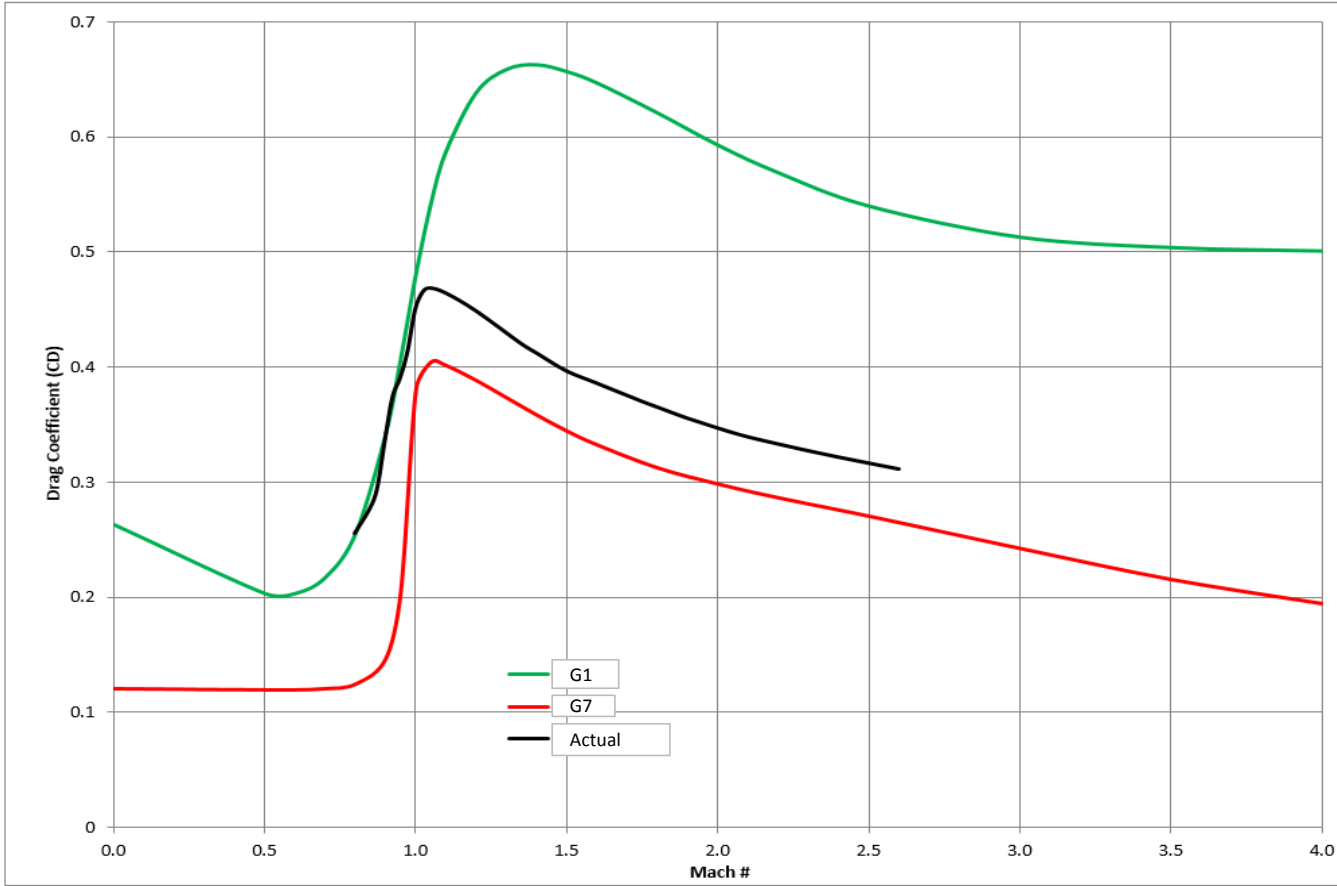


### 5.56 Nato 69gr Match



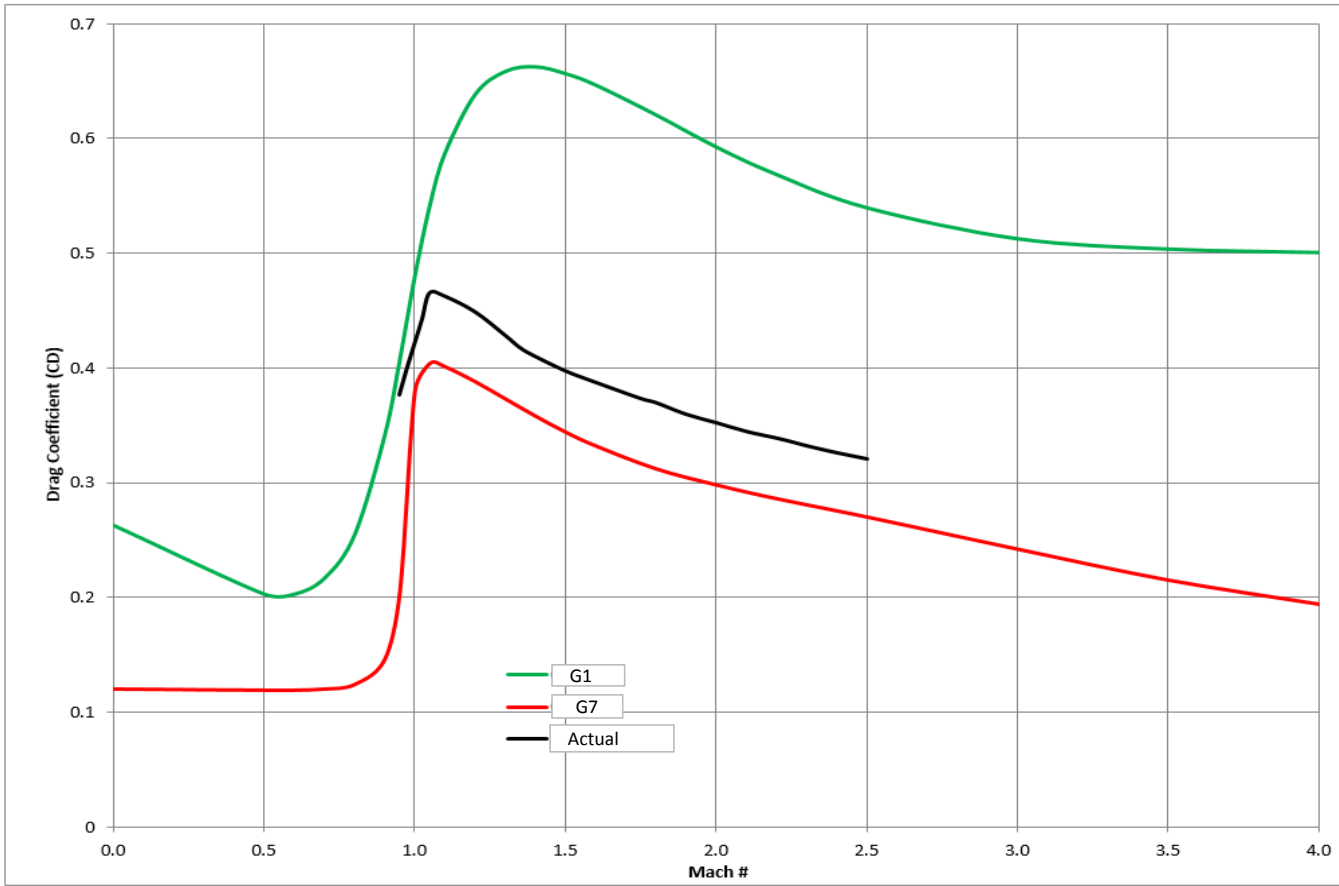
Standard Conditions, 2" Sight Hight				
Range yards	Velocity ft/sec	Drop In	Drop MOA	Drop MRAD
0	2900	-2		
50	2758	-0.43	0.82	0.2
100	2621	0.00	0.00	0.0
150	2488	-0.84	-0.53	-0.2
200	2359	-3.08	-1.47	-0.4
250	2233	-6.89	-2.62	-0.8
300	2111	-12.44	-3.95	-1.1
350	1994	-19.94	-5.43	-1.6
400	1880	-29.63	-7.05	-2.0
450	1771	-41.78	-8.84	-2.6
500	1666	-56.70	-10.80	-3.1
550	1566	-74.76	-12.95	-3.8
600	1473	-96.37	-15.30	-4.4
650	1386	-121.98	-17.87	-5.2
700	1306	-152.12	-20.70	-6.0
750	1234	-187.36	-23.79	-6.9
800	1171	-228.31	-27.18	-7.9

Velocity Range

**G1 BC** 0.330

**1200 - 2900fps** **G7 BC** 0.169

### 5.56 Nato 85gr Match



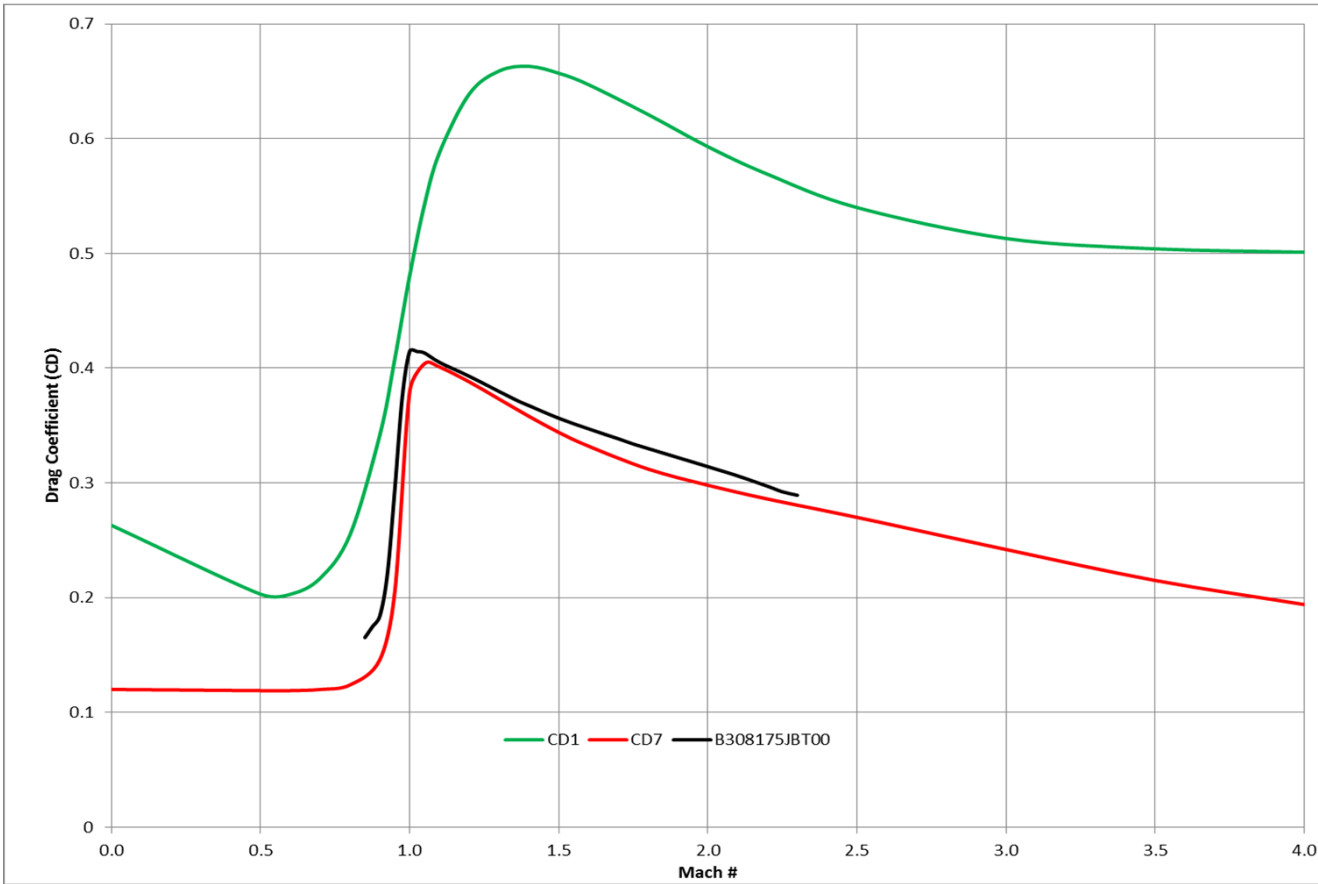
Standard Conditions, 2" Sight Height				
Range yards	Velocity ft/sec	Drop In	Drop MOA	Drop MRAD
0	2600	-2		
50	2491	-0.30	0.57	0.2
100	2385	0.00	0.00	0.0
150	2281	-1.23	-0.78	-0.2
200	2180	-4.13	-1.97	-0.6
250	2082	-8.86	-3.38	-1.0
300	1986	-15.59	-4.95	-1.4
350	1892	-24.53	-6.67	-1.9
400	1802	-35.90	-8.55	-2.5
450	1715	-49.94	-10.57	-3.1
500	1631	-66.94	-12.75	-3.7
550	1551	-87.21	-15.10	-4.4
600	1475	-111.10	-17.63	-5.1
650	1403	-138.98	-20.36	-5.9
700	1335	-171.28	-23.30	-6.8
750	1273	-208.46	-26.47	-7.7
800	1217	-251.00	-29.88	-8.7
850	1167	-299.41	-33.55	-9.7
900	1122	-354.21	-37.48	-10.9
950	1084	-415.91	-41.70	-12.1
1000	1050	-485.02	-46.19	-13.4

Velocity Range

**G1 BC** 0.403

**1200 - 2600fps** **G7 BC** 0.205

### 308 Win 175gr Match



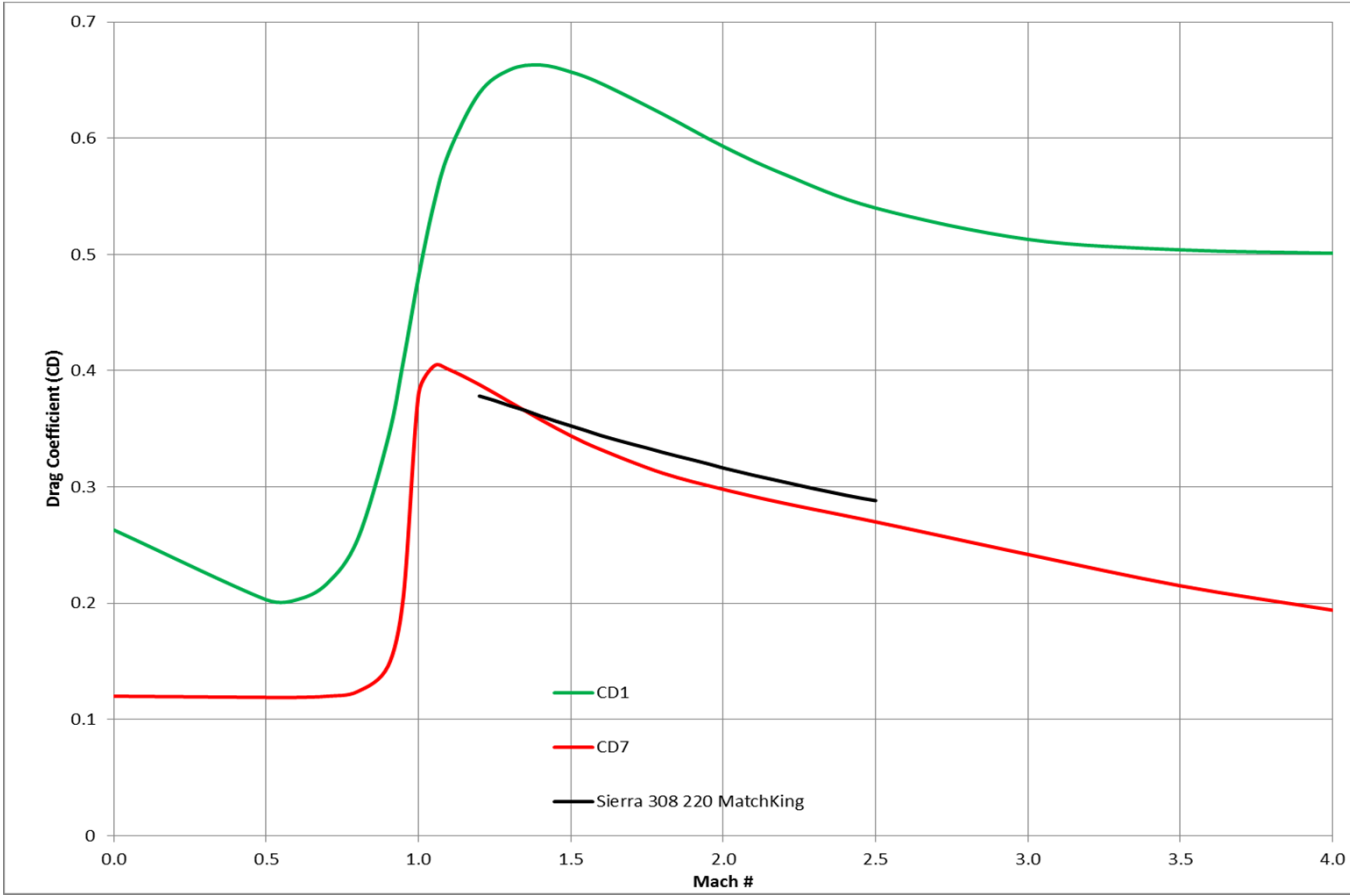
Velocity Range

**G1 BC** 0.521

**1200 - 2700fps** **G7 BC** 0.255

Standard Conditions, 2" Sight High				
Range yards	Velocity ft/sec	Drop In	Drop MOA	Drop MRAD
0	2600	-2		
50	2515	-0.31	0.59	0.17
100	2432	0.00	0.00	0.00
150	2349	-1.15	-0.73	-0.21
200	2269	-3.88	-1.85	-0.54
250	2189	-8.29	-3.16	-0.92
300	2111	-14.53	-4.61	-1.34
350	2034	-22.70	-6.18	-1.79
400	1958	-32.98	-7.85	-2.28
450	1884	-45.52	-9.63	-2.79
500	1811	-60.51	-11.53	-3.34
550	1740	-78.15	-13.53	-3.92
600	1670	-98.65	-15.66	-4.54
650	1601	-122.28	-17.92	-5.20
700	1535	-149.28	-20.31	-5.89
750	1469	-179.98	-22.85	-6.63
800	1405	-214.70	-25.56	-7.41
850	1343	-253.81	-28.44	-8.25
900	1282	-297.75	-31.51	-9.14
950	1223	-346.96	-34.78	-10.09
1000	1167	-401.98	-38.28	-11.10
1050	1117	-463.37	-42.03	-12.19
1100	1081	-531.70	-46.03	-13.35
1150	1054	-607.44	-50.31	-14.59
1200	1032	-690.99	-54.84	-15.90

### 300 Win Mag 220gr OTM

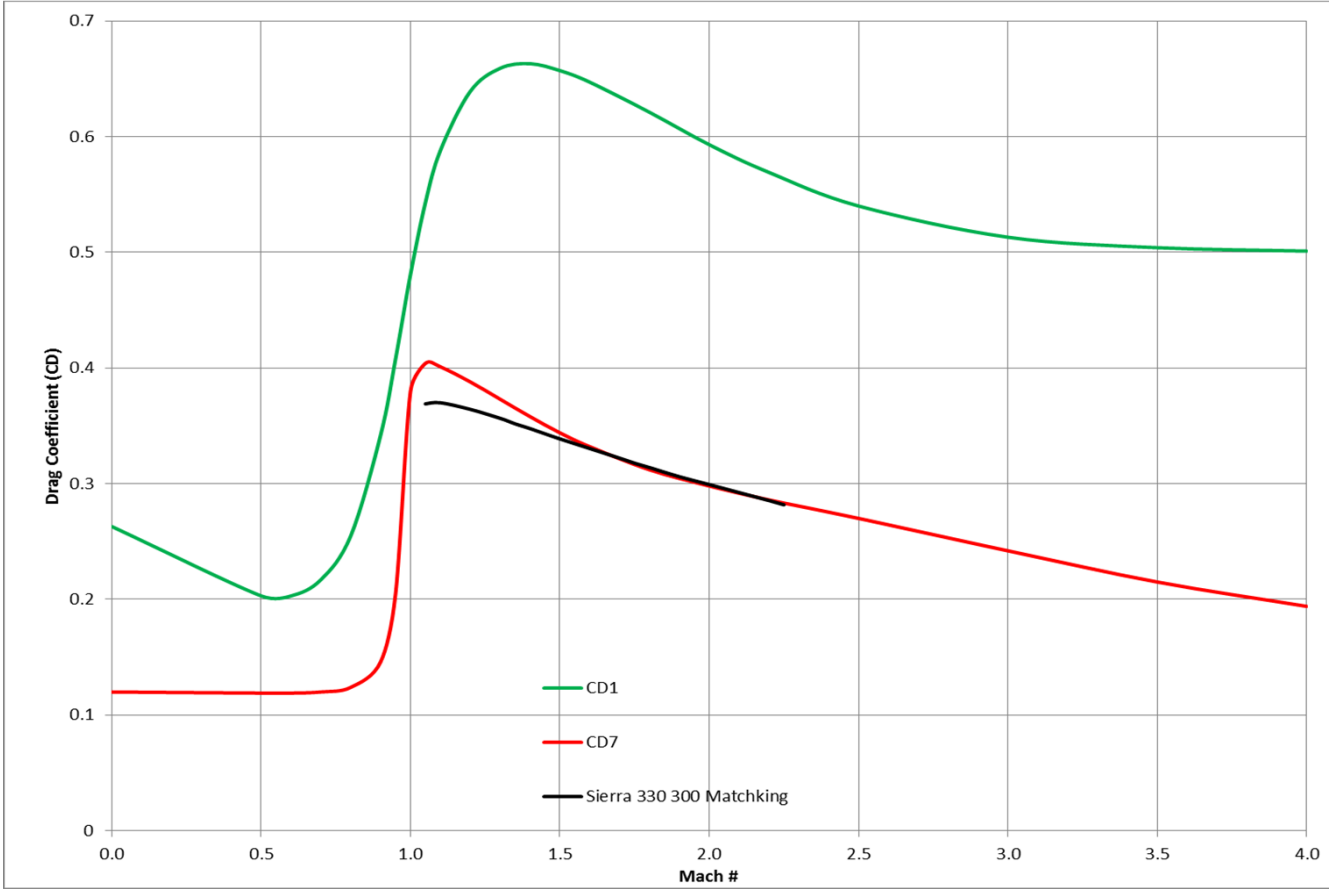


Velocity Range

**1200 - 2800fps**  
**G1 BC** 0.611  
**G7 BC** 0.319

Standard Conditions, 2" Sight Hight				
Range yards	Velocity ft/sec	Drop In	Drop MOA	Drop MRAD
0	2775	-2		
50	2703	-0.41	0.00	0.00
100	2633	0.00	0.00	0.0
150	2563	-0.85	-0.54	-0.2
200	2494	-3.02	-1.44	-0.4
250	2427	-6.59	-2.51	-0.7
300	2360	-11.63	-3.69	-1.1
350	2295	-18.23	-4.96	-1.4
400	2230	-26.49	-6.31	-1.8
450	2167	-36.49	-7.72	-2.2
500	2105	-48.34	-9.21	-2.7
550	2043	-62.15	-10.76	-3.1
600	1983	-78.05	-12.39	-3.6
650	1923	-96.15	-14.09	-4.1
700	1865	-116.61	-15.87	-4.6
750	1807	-139.56	-17.72	-5.1
800	1750	-165.18	-19.66	-5.7
850	1693	-193.64	-21.70	-6.3
900	1638	-225.13	-23.82	-6.9
950	1583	-259.85	-26.05	-7.6
1000	1529	-298.05	-28.39	-8.2
1100	1424	-385.87	-33.41	-9.7
1200	1323	-490.87	-38.96	-11.3
1300	1226	-615.79	-45.11	-13.1
1400	1135	-763.93	-51.97	-15.1
1500	1069	-939.08	-59.62	-17.3

### 338 Lapua 300gr OTM



Velocity Range

**1200 - 2600fps**  
**G1 BC 0.716**  
**G7 BC 0.382**

Standard Conditions, 2" Sight Hight				
Range yards	Velocity ft/sec	Drop In	Drop MOA	Drop MRAD
0	2600	-2		
100	2483	0.00	0.00	0.00
200	2369	-3.62	-1.72	-0.5
300	2258	-13.42	-4.26	-1.2
400	2149	-30.04	-7.15	-2.1
500	2044	-54.17	-10.32	-3.0
600	1941	-86.61	-13.75	-4.0
700	1842	-128.31	-17.46	-5.1
800	1746	-180.20	-21.45	-6.2
900	1654	-243.50	-25.77	-7.5
1000	1565	-319.49	-30.43	-8.8
1100	1479	-409.65	-35.47	-10.3
1200	1397	-515.71	-40.93	-11.9
1300	1317	-639.53	-46.85	-13.6
1400	1241	-783.38	-53.29	-15.5
1500	1169	-949.76	-60.30	-17.5
1600	1107	-1141.52	-67.95	-19.7
1700	1063	-1361.50	-76.27	-22.1
1800	1030	-1612.15	-85.30	-24.7
1900	1002	-1895.46	-95.01	-27.6
2000	978	-2213.26	-105.39	-30.6
2100	957	-2567.25	-116.43	-33.8
2200	937	-2959.09	-128.10	-37.1
2300	918	-3390.54	-140.40	-40.7
2400	899	-3863.00	-153.29	-44.5
2500	881	-4378.28	-166.79	-48.4